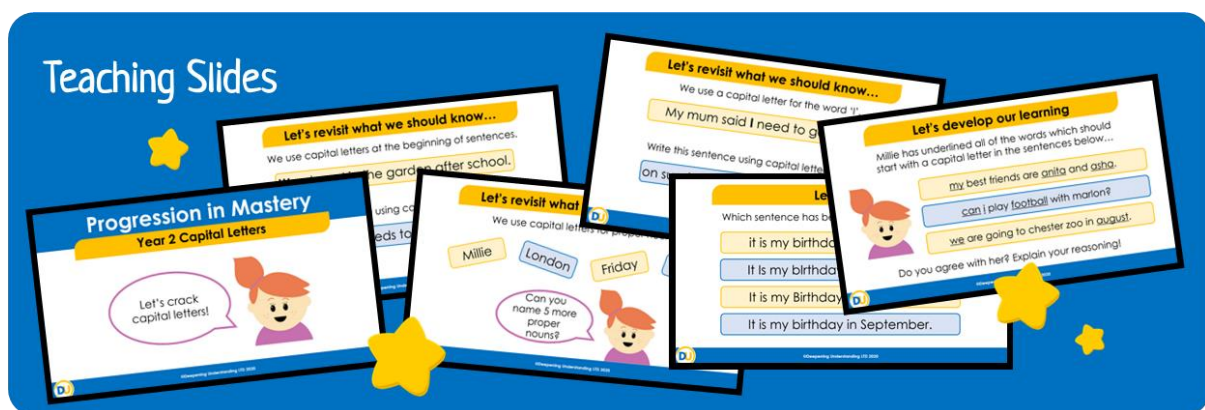


# DU Year 2 Grammar Planning

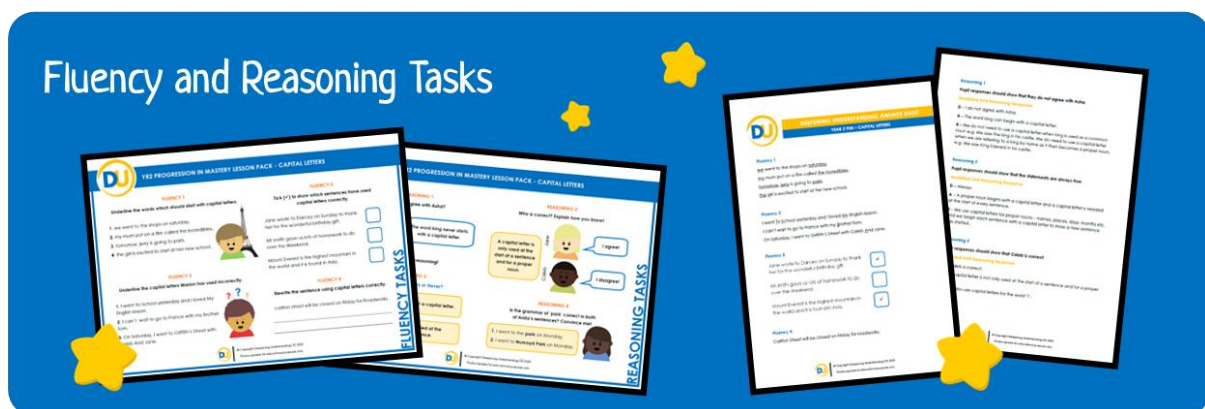
## Small Steps Guide

Thanks for downloading this DU Grammar Small Steps Guide for our 'Progression in Mastery' resource range. The steps we provide meet statutory and non-statutory standards, designed specifically to deliver the National Curriculum expectations but also to prepare children for life in Year 3. The focus for each pack provided is taken from the [NC Grammar Appendix](#).

## Components of our Grammar PIM Range

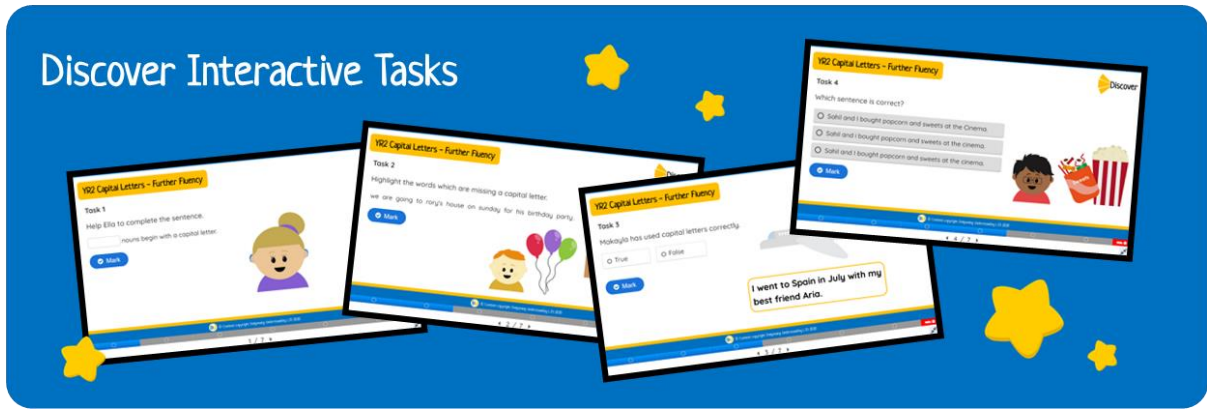


All the grammar steps devised by our team come with editable teaching slides so you can easily use DU as a basis for your next lesson. The PowerPoints provided are structured in line with the philosophies of a six-part mastery lesson.



For each grammar focus, you are provided with fluency application questions to consolidate learning as well as reasoning tasks to provide challenge as pupils delve deeper into their understanding of concepts. All tasks are provided with answers, including modelled reasoning in line with our DAB (Decide, Assess, Back it up) approach.

## Discover Interactive Tasks



As a DU subscriber, you are also given access to Discover (our online learning platform). Each of our grammar steps has an interactive task that you can assign to your pupils to complete on an electronic device. These tasks are automatically marked and can quickly provide you with performance data across your class with our question-by-question breakdown of results. These resources are perfect for alternative classwork, interventions and homework. Simply search the step name or number when setting up your next assignment in 'My Account'.

**If you've not used Discover yet, don't worry!**

All your questions and answers can be found [here](#).

## Our Small Steps Collection

The grid below outlines how you may sequence each step in your Year 2 learning journey if teaching grammar discretely. It also allows you to reflect upon our offering and select individual steps of grammar to use within the writing process if an embedded approach is delivered in your setting. DU always encourages you to make changes to the materials we provide to suit the needs of pupils you teach and align our materials to any school philosophies as part of your research-driven curriculum.

Step Number	Pack Name
001	<a href="#">Capital Letters</a>
002	<a href="#">Recognising and Writing Sentences</a>
003	<a href="#">Conjunctions (and, but, or and so)</a>
004	<a href="#">Commas in a List</a>
005	<a href="#">Recognising Nouns</a>
006	<a href="#">Writing Nouns</a>
007	<a href="#">Forming Compound Words</a>
008	<a href="#">Recognising Adjectives</a>
009	<a href="#">Writing Adjectives</a>
010	<a href="#">Commas to Separate Adjectives</a>
011	<a href="#">Recognising Noun Phrases</a>
012	<a href="#">Writing Noun Phrases</a>
013	<a href="#">Recognising Expanded Noun Phrases</a>
014	<a href="#">Writing Expanded Noun Phrases</a>
015	<a href="#">Recognising Verbs</a>
016	<a href="#">Writing Verbs</a>
017	<a href="#">Recognising Adverbs</a>
018	<a href="#">Writing Adverbs</a>
019	<a href="#">Conjunctions (when and if)</a>
020	<a href="#">Conjunctions (because and that)</a>
021	<a href="#">Statements</a>
022	<a href="#">Questions</a>
023	<a href="#">Commands</a>
024	<a href="#">Exclamation Sentences</a>
025	<a href="#">Identify Sentence Types</a>
026	<a href="#">Punctuating Sentences</a>
027	<a href="#">Using Exclamation Marks</a>
028	<a href="#">Apostrophes (for contraction)</a>
029	<a href="#">Apostrophes (for possession)</a>
030	<a href="#">Past Tense</a>
031	<a href="#">Past Progressive Tense</a>
032	<a href="#">Present Tense</a>
033	<a href="#">Present Progressive Tense</a>

034	<a href="#">Adding -ment</a>
035	<a href="#">Adding -ness</a>
036	<a href="#">Adding -ful</a>
037	<a href="#">Adding -less</a>
038	<a href="#">Adding -ly</a>